



Metal Clad Wiring Accessories

A rugged scratch resistant metal, suitable for everyday use in commercial and industrial environments


Metal Clad Heavy Duty Wiring Accessories




No visible plastic around switches



Supplied with multiple knockout metal box



Durable, powder coated finish



Angled in-line colour coded captive terminals

Switches & Sockets	103
RCD Protection	103
Round Pin Outlets	104
45 Amp Switches	104
20 Amp Switches	104
FCUs	105
Blank & Euro Module	105
Telephone & Data	105
Key Controlled Socket	106
Surface Boxes	106




25 YEAR
Guarantee*


Range Content



10AX Switches



13 Amp Sockets



RCD Protection

Fused Connection Units

Metal Clad Heavy Duty Wiring Accessories

Cat No.	Description	Inner Carton	Outer Carton
10 Amp 10AX Switches			
MC512	1 gang 2 way	10	50
MC513	Intermediate	10	50
MC514	1 gang bell push	10	50
MC515	Triple pole fan isolator	10	50
MC542	2 gang 2 way	10	50
MC543	3 gang 2 way	10	50
MC544	4 gang 2 way	5	25

- Manufactured to BS EN 60669 -1
- Terminal capacity 4 x 1.0mm², 4 x 1.5mm² 2 x 2.5mm² & 1 x 4.0mm²
- Mounting box with 1 x 20mm knockouts in each side and rear face



Cat No.	Description	Inner Carton	Outer Carton
13 Amp Socket Outlets			
MC521	1 gang switched, Double pole	10	50
MC522	2 gang switched, Double pole	5	25
MC523	1 gang unswitched	10	50
MC524	2 gang unswitched	5	25

- Manufactured to BS 1363 part 2
- Terminal capacity 3 x 2.5mm², 3 x 4.0mm² & 2 x 6.0mm²
- 1g mounting box with 1 x 20mm knockouts in each side and rear face



Cat No.	Description	Inner Carton	Outer Carton
13 Amp RCD Protection			
MC522RCD	2 gang switched socket outlet	5	25
MC554RCD	Fused connection unit	10	50

- Maximum load 3120 watts 240V AC
- Manufactured to BS 7288: 1990
- Terminal capacity 3 x 2.5mm², 3 x 4.0mm² & 2 x 6.0mm²
- Earth terminal in mounting box
- 30 milli-amp trip speed 40 milli-seconds
- Mounting box with 1 x 20mm knockouts in each side and rear face
- Latching type



There are 2 types of RCD - **Latching** and **Non-Latching**; also termed active & passive. Both types are accepted by British Standards and it is up to the user to choose the type of RCD most suitable for their application.

NON-LATCHING (active) RCD's switch off when the power to them is turned off. Every time the supply to the RCD is interrupted it will trip and will need to be reset.

LATCHING (passive) RCD's "remember" the state they were in prior to the power being switched off.

Metal Clad Heavy Duty Wiring Accessories

Cat No.	Description	Inner Carton	Outer Carton
Round Pin Socket Outlets			
MC528	1 gang 2 amp unswitched	10	50
MC529	1 gang 5 amp unswitched	10	50
MC599	1 gang 15 amp switched	10	50

- Manufactured to BS 546
- Supplied with surface mounting box
- Mounting box with 1 x 20mm knockouts in each side and rear face



45 Amp Double Pole Switches			
MC570	Cooker control unit and socket with power indicator	5	25
MC571	Cooker control unit and socket	5	25
MC572	Double plate with power indicator	5	25
MC574	Single plate with power indicator	10	50
MC575	Single plate	10	50

- Double Pole Switches to BS EN 60669-1
- 1 gang mounting box with 1 x 20mm knockouts in each side and rear face
- Cooker Control Units manufactured to BS4177
- L & N terminal capacity 4 x 4.0mm², 3 x 6.0mm² & 1 x 16.0mm²



20 Amp Switches			
MC531	Double pole switch with power indicator and optional flex outlet	10	50
MC558	Flex outlet plate	10	50



- Manufactured to BS EN 60669 -1
- Mounting box with 1 x 20mm knockouts in each side and rear face
- Terminal capacity 3 x 2.5mm², 3 x 4.0mm² & 2 x 6.0mm² (MC558)
- Terminal capacity 3 x 2.5mm² & 1 x 4.0mm² (MC531)

Metal Clad Heavy Duty Wiring Accessories


Cat No.	Description	Inner Carton	Outer Carton
13 Amp Fused Connection Units			
MC550F	with optional flex outlet	10	50
MC551F	with power indicator, with optional flex outlet	10	50
MC552F	with optional flex outlet	10	50

- Manufactured to BS 1363 part 4
- Mounting box with 1 x 20mm knockouts in each side and rear face
- Terminal capacity 3 x 2.5mm², 2 x 4.0mm² & 1 x 6.0mm²
- Removable flex outlet bung



Cat No.	Description	Inner Carton	Outer Carton
Blank and Euromodule Plates			
MC504	1 gang blank plate	10	50
MC505	2 gang blank plate	5	25
MC5EMS1	Euro module 1 module - square	20	200
MC5EMS2	Euro module 2 module - square	10	100
MC5EMR4	Euro module 4 module - rectangular	10	100

- Not supplied with surface mounting box
- Manufactured to BS 5733



Cat No.	Description	Terminal Type	Inner Carton	Outer Carton
Telephone and Data Outlets				
MC5BTM1	Telephone master, 1 gang	Screw	EM	-
MC5BTM2	Telephone master, 2 gang	Screw	EM	-
MC5BTS1	Telephone slave, 1 gang	Screw	EM	-
MC5BTS2	Telephone slave, 2 gang	Screw	EM	-
MC5RJ111	RJ11 socket, 1 gang	Screw	EM	-
MC5RJ112	RJ11 socket, 2 gang	Screw	EM	-
MC5RJ451	RJ45 data outlet socket, 1 gang	IDC	EM	-
MC5RJ452	RJ45 data outlet socket, 2 gang	IDC	EM	-

- Telephone and data products are supplied in Euro Module format as a kit of components - separate front-plate, module and mounting box
- Mounting box with 1 x 20mm knockouts in each side and rear face



Metal Clad Heavy Duty Wiring Accessories

Cat No.	Description	Inner Carton	Outer Carton
13 Amp Double Pole Key Controlled Socket Outlet			
MC5SKYSWSW*	13 amp, double pole key controlled socket outlet	EM	-



- Lockable socket, supplied with two keys
- DP switch
- * Supplied as kit of Euro Module components

Surface Mounting Boxes			
MC501	1 gang	5	25
MC502	2 gang	10	50

- Rugged design to withstand everyday use in commercial environments
- Manufactured in heavy gauge steel for extra safety
- Finished with epoxy powder coating for added scratch resistance




Metal Clad Heavy Duty Wiring Accessories

Euro Module - Range Extension

A flexible solution of power, data, telephone, television and audio combinations to suit the wide ranging needs of the customer.

- Select the desired combination of front-plate and module(s)
- Simple installation, wire the module through the front-plate aperture then push click the module in place
- Modules of mains and extra low voltage rating must not be fitted to the same front plate aperture Ref. BS 7671:2008

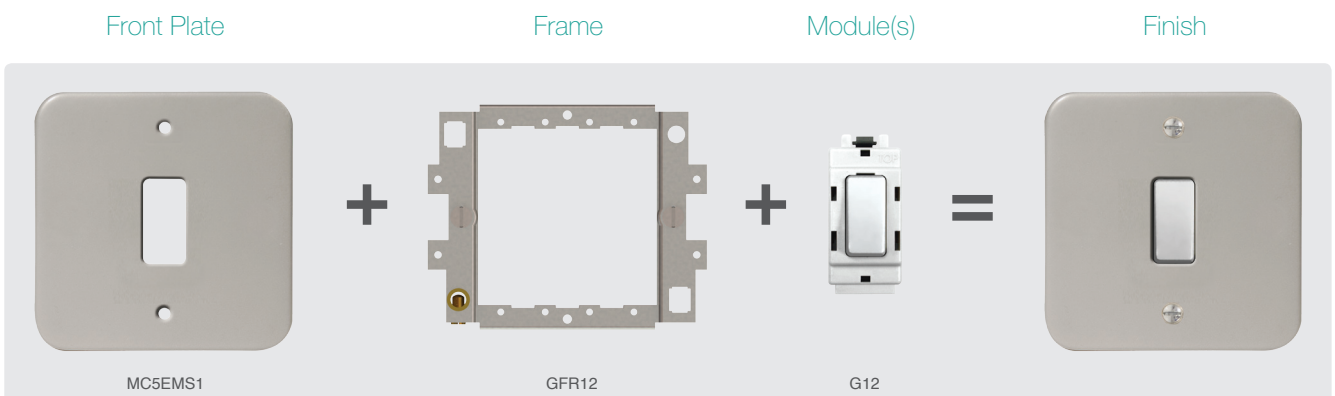


For full information on Euro Modules, please see pages 49-56

Grid - Range Extension

A customisable selection of power grid modules that provide a seamless appearance with the associated wiring accessories.

- Firstly, screw the grid frame to the mounting box and wire the modules
- Then slot the module on to the frame and click into place
- Finally, fit the finished plate



For full information on Nexus Grid, please see pages 41-48

Metal Clad Heavy Duty Wiring Accessories
