

01604 495 151
collingwoodlighting.com

- collingwoodled
- /collingwoodlighting
- collingwoodlighting

H2 Pro 550

Dimmable, fire-rated downlight with Easy-fit connector

Features

IP Rating	IP65
CSP Switchable	Single CCT
UGR	16
Dimmable Option	Yes
LED Lifetime	L70 70,000h
Colour Rendering Index	CRI>80
Colour Consistency	SDCM3
Emergency Option	Yes

Installation information

Install Connector Type	Easy-fit connector
Insulation Coverable	Rolled and blown insulation
Cut Out Size	64-72
UK Bathroom Zone	1
Inrush Current	1.4A /0.1ms
Construction Material	Mild steel / V0 rated plastic
Thickness of Recessed Surface	40 mm
Weight	186g
Ambient Temperature Range	40°C
SELV	SELV
UK Building Regulations	Part B, C, E, P & L
Ceiling Joist Approvals	Solid timber, I-Joist and Metal Web
Electric Class (1, 2, 3)	2

Photometrics @ 25°C

Product code	Finish	Feature I	W	Colour	Beam	lm	lm/W	lx @ 1m
DLE4723830	Bezel sold separately	Non-emergency	5.2W	3000K	38°	550	106	1173
DLE4723840	Bezel sold separately	Non-emergency	5.2W	4000K	38°	580	112	1237
DLE4727040	Bezel sold separately	Non-emergency	5.2W	4000K	70°	580	112	496
DLE4727030	Bezel sold separately	Non-emergency	5.2W	3000K	70°	550	106	462
DLE4723830D	Bezel sold separately	Non-emergency	5.2W	3000K	38°	550	106	1173

Product not suitable for exterior use, please use H2 Pro Extreme.

Wiring information

Cable / Flying Lead	0.15m
Cable Required for Connector	Push-fit terminal for: Twin & Earth (6242Y 2x1.5mm ²) or 3-core cable (R02V 3x1.5mm ²)
Type of Wiring Required	Parallel

LED driver

N/A (integrated SELV driver)	220-240V	Yes	Yes (mains)	1 (Ceiling only)	N/A	N/A
------------------------------	----------	-----	-------------	------------------	-----	-----

Guarantee

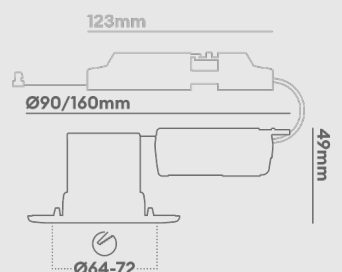
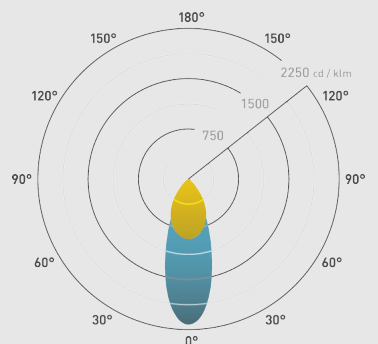
7 years

Features & benefits

- Quick and easy installation with easy-fit connector
- High efficacy of 112lm/W
- Insulation coverable
- Flexible driver with adapted flexible neck
- I Joist and Metal Web Approved
- Compatible with Collingwood smart system
- Compatible with twist and lock bezels
- Flicker free
- Tri-LED configuration
- 2 part, push fit, loop in/ loop out connector

Light source energy efficiency:

Beam angles: 38° 70°




Accessories

H2 range bezels	Round and square bezel options	Sold Separately
DLCVT110	Converter plate	Sold Separately
DLCONVERT70	Converter plate	Sold Separately
DM298FP	Faceplate dimmer	Sold Separately
DM298GRID	Grid dimmer	Sold Separately
LEDEP10	Emergency converter	Sold Separately



collingwood

01604 495 151
collingwoodlighting.com

 [collingwoodled](https://www.instagram.com/collingwoodled)

 [/collingwoodlighting](https://www.facebook.com/collingwoodlighting)

 [collingwoodlighting](https://www.linkedin.com/company/collingwoodlighting)

H2 Pro 550

Our H2 Pro 550 with easy fit connector features more innovative upgrades for ease of installation and reduced running costs. A slimmer profile allows for easier installation, plus at over 100lm/W this is our most efficient downlight yet. These updates are in addition to the typical H2 Pro quality and features you can depend on; fire-rated, dimmable and available with our seven-year extended warranty. With a choice of two beam angles - 38° and 70°, 11 interchangeable bezel options (four of which have paintable finishes) and an IP65 rating, this downlight is the ideal choice for lighting any room, anywhere. For a quicker, easier and more secure installation, it now comes with an easy fit connector. Featuring loop in loop out technology and piano key push-in connectors, the easy fit connector is ideal for first-fix and minimises risk of damage to fittings during installation. With all the benefits the H2 Pro 550 has to offer and more, the H2 Pro 550 downlight cuts installation time down dramatically.