

JC050007

Toughflood Commercial

Toughflood Commercial 150W 12500lm 84lpcW 4000K IP65 Black

Features & Benefits

- Up to 90 LpcW
- Driver less technology, instant start up
- Polycarbonate Diffuser: Suitable for food preparation
- 2M pre-wired H05RN-F cable for exterior applications
- ADC12 die-cast aluminium body, corrosion resistant, lightweight for easier installation
- Easy access installation with 55° angled Galvanized steel bracket
- 110° beam angle



RATING



CLASS I



WARRANTY



BEAM



RATING

General Information

Mounting

Environment

Product Range

Trade Name

Color Finish

Product Shape

Product Weight(kg)

Overall Dimensions

Light Source

Light Source Features

Recommended Product Location

Method Of Fix

IP Rating

Origin of manufacturer

Warranty

Driver Manufacturer

LED Manufacturer/Type

Wall

Outdoor

Commercial Exterior

Toughflood

Black

Rectangular

2.45

378 x 313 x 38mm

LED

Neutral White

Exterior, general security lighting

Mounting Bracket with suitable fixings (not supplied)

IP65

China

2 years standard warranty extends to 3 years when

registered within the first year of purchase (See Website for terms and conditions)

No driver, mains LED Chips

Optoelectronics 2835

Lighting Product Type 1

Wall Light

Electrical

Voltage Rating	220-240
Primary Running Current(Amp)	0.76
Operating Frequency Hz	50/60Hz
Luminaire Circuit Wattage	150
Class	I
EMC Compliant (EN55015)	Yes
Power Factor Correction	0.9
Input Electrical Connections	Live, Earth and Neutral
Dimmable	No
Supplied cable rating	2M pre-wired H05RN-F

Thermals

Operating Temperature Range °C	-20 to +40
--------------------------------	------------

Performance Data

LED Life (Hours)	54000
------------------	-------

Hours life stated is an indication of expected L70 chip and light output calculations when operating in optimum conditions. Product warranty period supports the full product during the term given. The L70 hours expectancy is not correlated with the full product warranty term, nor is it a representation of lumen depreciation during the warranty period.

Energy Rating	This product contains a light source of energy efficiency class F
Actual Lumen Output	12500
Lumens Per Circuit Watt	84
Standard Deviation Colour Matching - SDCM	<6
Color Rendering Index	50-79
CRI: Ra	70
Correlated Color Temperature	4000K
Beam Angle °	110
LOR (Light Output Ratio) %	100
Photometry Available	Yes

Construction

Primary Material	ADC12 die-cast aluminium
Outer Diffuser	Opaque Polycarbonate

Packaging

Product carton overall dimensions(cm)	39.6 x 32 x 5 cm
Product Packaged Weight(kg)	2.7
Quantity Per Outer Carton	4
Outer carton(L)- cm	40.8
Outer carton(W)- cm	33.2

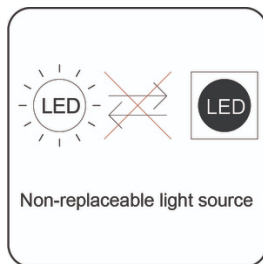
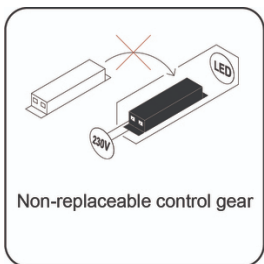
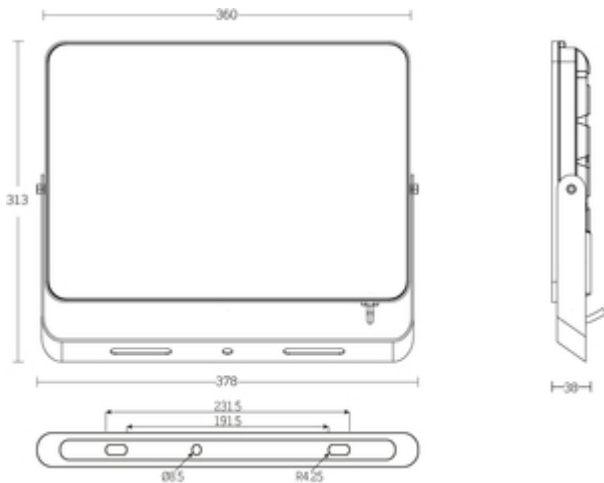
Outer carton(H)- cm
Outer carton Net weight- kg
Outer carton Gross weight- kg
Product Bar Code EAN-13 Number
Outer carton Bar Code ITF-14 Number

22.0
10.80kg
11.50kg
5052544105999
15052544105996

Standards & Approvals

Manufactured In Accordance To
CE Marked
UKCA Marked
Date code/Purchase order No.
WEEE Symbol
Certificate Of Conformity
Accredited Members

BS EN 60598-2015,2-1,2-5
Yes
Yes
Yes
Yes
Available on request
LIA, ISO9001-2015, ISO14001-2015



JCC Lighting LTD Innovation Centre, Beeding Close, Southern Cross Trading Estate, Bognor Regis, West Sussex PO22 9TS
Sales: 01243 838999 (8am to 5pm Monday to Friday) Fax: 01243 838998 | sales@jcc.co.uk | www.jcc.co.uk
Company Registration Number: 03044848 | VAT Number: 918544112

This document is uncontrolled if printed, all information is subject to change

Version 99 [04/01/2022]