


ELBA CABLE

ELECTRIC TOWEL RAIL WITH THERMAL FLUID

- High-quality ST12 steel body
- Optimum Flux tech: glycol/water high heat transfer thermal fluid
- Wall-mounted with easy installation: includes wall brackets, template & manual
- Designed to be used with ¹:
 - External thermostat ² for ECODESIGN compliance and full temperature control
 - Isolating wall switch for basic on/off control (must be positioned outside of the bathroom)
 - Pull cord switch for basic on/off control
- Works with renewable energy sources like solar/PV for sustainable heating
- Guarantee: 10 years body | 3 years electronics



MODEL		TELCI40*077	TELCI40*112	TELCI50*077	TELCI50*112
TECHNICAL CHARACTERISTICS					
Number of tubes		12	19	12	19
Nominal Power (W)	White / Black ³	300	500	300	500
	Chrome	300	300	300	300
Voltage (V)		220-240	220-240	220-240	220-240
Frequency (Hz)		50	50	50	50
Current (A)	White / Black ³	1.3	2.2	1.3	2.2
	Chrome	1.3	1.3	1.3	1.3
Finishes		White RAL 9016 / Black RAL 9005 (500 mm width in 300W and 500W only) / Chrome			
DIMENSIONS					
Height (mm)		810	1,160	810	1,160
Width (mm)		400	400	500	500
Depth (mm)		30	30	30	30
Installed Depth (mm)		100	100	100	100
Weight (kg)		6.1	9.8	7.4	11.6
Heats Room Size (m ²)		up to 3	up to 5	up to 3	up to 5
DIAGRAM					
MATERIALS					
Body		Steel ST12			
Control Panel / End Casing		-			
Interior		High heat transfer thermal fluid			
Heating Technology		Optimum Flux			
ELECTRONICS					
Battery		-			
Electronic Components		-			
Energy Control Element		-			
Temperature Sensor		-			
Cable Length		1.4 m			
Plug		Not included			

ELBA CABLE

ELECTRIC TOWEL RAIL WITH THERMAL FLUID

MODEL	TELCI40*077	TELCI40*112	TELCI50*077	TELCI50*112
SAFETY				
Safety Thermostat & Overheat Detection			✓	
IP Rating			IP55	
Protection Grade			Class II	
TEMPERATURE				
Manual Adjust Temperature			-	
Temperature modes			-	
Anti-Frost Temperature			-	
Eco Range Temperature			-	
Comfort Range Temperature			-	
Ambient Temperature Stability			-	
ENERGY SAVING TECHNOLOGIES & FUNCTIONS				
Energy Control Technology			-	
Programming			-	
Preset Heating Programs			-	
Adaptive Start			-	
Open Windows			-	
User mode			-	
Hotel mode			-	
Pilot Wire			-	
Programming modes			-	
Consumption Indicator			-	
CONTROLS & INTERFACE				
Operation Via Rointe Heating App			-	
Operation Via Remote Control			-	
Operation Via Control Panel			-	
Screen			-	
Interactive Menus			-	
Control Panel Lock			-	
Remote Control Lock			-	
Keypad			-	
WIFI CONTROL & TECHNOLOGIES				
Built-In WiFi (2.4 GHz)			-	
WiFi Direct ⁴			-	
Rointe Heating App Control			-	
Rointe Heating App Platforms			-	
Works with Amazon Alexa & Google Assistant			-	
Control by Geolocation			-	
True Real Power Consumption meter			-	
Cost & Consumption control			-	
Customisable Screen Colour			-	
Comfort Index ⁵			-	
AIH System ⁵			-	
INSTALLATION				
Mounting			Wall	
Direction			Vertical	
Supplied With			Cable, Installation Kit (template, brackets, screws), User Manual	
PACKAGING INFORMATION				
Height (mm)	950	1,300	950	1,300
Width (mm)	450	450	550	550
Depth (mm)	100	100	100	100
Gross Weight (kg)	7.5	11.6	9.0	13.8

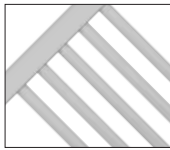
ELBA CABLE

ELECTRIC TOWEL RAIL WITH THERMAL FLUID


MODEL	TELCI40*077	TELCI40*112	TELCI50*077	TELCI50*112
GUARANTEE				
Steel Body Guarantee			10 years	
Electronic Components Guarantee			3 years	
APPROVALS, CERTIFICATIONS & CONFORMITIES				
CE			✓	
UKCA			✓	
NF			-	
RoHS			✓	
ERP Ready - LOT20			✓	
ETIM Class			EC003624	
COMPATIBLE ACCESSORIES				
Racks			✓	
Hooks/Hangers			✓	
Remote Control (Infrared)			-	

1) Please note this product does not have any type of programming control. It only includes a heating element connected to a cable designed to be used with an external thermostat (according to UK regulations). 2) Not compatible with Rointe thermostats. 3) Black RAL 9005 only available in 500 mm width, and in powers 300W and 500W (810 mm and 1,160 mm height) only. 4) Compatible with 2.4 GHz. No need for gateways or other connections. 5) Available from Q3/Q4 2023.

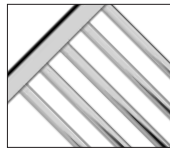
Available
Finishes/Colours



White RAL 9016



Black RAL 9005



Chrome

