

ELBA OVAL

ELECTRIC TOWEL RAIL WITH THERMAL FLUID

- High-quality ST12 steel body
- Optimum Flux tech: glycol/water high heat transfer thermal fluid
- Wall-mounted with easy installation: includes wall brackets, template & manual
- TFT screen and mechanical keypad
- 24/7 programming
- Compatible with Rointe AIR or BASIC remote controls (sold separately)
- Energy-saving functions: Open Windows
- Boost function: 15, 30, 45, 60, 90 or 120 minutes at maximum power
- Works with renewable energy sources like solar/PV for sustainable heating
- Guarantee: 10 years body | 3 years electronics



MODEL		TELVI40*077 TELVI50*077	TELVI40*112 TELVI50*112	TELVI40*150 TELVI50*150	TELVI40*172 TELVI50*172
TECHNICAL CHARACTERISTICS					
Number of tubes		12	19	26	34
Nominal Power (W)	White / Black ¹	300	500	750	1,000
	Chrome	300	300	500	750
Voltage (V)		220-240	220-240	220-240	220-240
Frequency (Hz)		50	50	50	50
Current (A)	White / Black ¹	1.3	2.2	3.3	4.4
	Chrome	1.3	1.3	2.2	3.3
Finishes		White RAL 9016 / Black RAL 9005 (500 mm width in 300W and 500W only) / Chrome			
DIMENSIONS					
Height (mm)		865	1,215	1,595	1,815
Width (mm)	TELVI40*	400	400	400	400
	TELVI50*	500	500	500	500
Depth (mm)		30	30	30	30
Installed Depth (mm)		100	100	100	100
Weight (kg)	TELVI40*	6.1	9.8	12.9	15.4
	TELVI50*	7.4	11.6	14.6	18.1
Heats Room Size (m ²)		up to 3	up to 5	up to 7.5	up to 10
DIAGRAM					
MATERIALS					
Body		Steel ST12			
Control Panel / End Casing		Fire-proof PC/ABS (non yellowing)			
Interior		High heat transfer thermal fluid			
Heating Technology		Optimum Flux			
ELECTRONICS					
Battery		Supercap (up to 7 days of programming storage)			
Electronic Components		SMD			
Energy Control Element		Relay			
Temperature Sensor		NTC High Precision ± 0.1°C			
Cable Length		1.4 m			
Plug		Not included			

ELBA OVAL

ELECTRIC TOWEL RAIL WITH THERMAL FLUID

MODEL	TELVI40*077 TELVI50*077	TELVI40*112 TELVI50*112	TELVI40*150 TELVI50*150	TELVI40*172 TELVI50*172	
SAFETY					
Safety Thermostat & Overheat Detection			✓		
IP Rating			IP44		
Protection Grade			Class II		
TEMPERATURE					
Manual Adjust Temperature		7°C, 15°C, 18°C, 21°C, 24°C, 27°C, 30°C			
Temperature modes		Off, Anti-Frost, Eco, Comfort			
Anti-Frost Temperature		7°C			
Eco Range Temperature		15 to 18°C			
Comfort Range Temperature		21 to 30°C			
Ambient Temperature Stability		-			
ENERGY SAVING TECHNOLOGIES & FUNCTIONS					
Energy Control Technology			-		
Programming		24/7 (only via Rointe AIR or BASIC remote control)			
Preset Heating Programs			-		
Adaptive Start			-		
Open Windows			✓		
User mode			-		
Hotel mode			-		
Pilot Wire		Only when specifically ordered			
Programming modes		Off, Anti-Frost, Eco, Comfort			
Consumption Indicator			-		
CONTROLS & INTERFACE					
Operation Via Rointe Heating App			-		
Operation Via Remote Control			✓		
Operation Via Control Panel			✓		
Screen			LED with 7 indicators		
Interactive Menus			-		
Control Panel Lock			Via control panel		
Remote Control Lock			Via Rointe AIR or BASIC remote control (sold separately)		
Keypad			Mechanical		
WIFI CONTROL & TECHNOLOGIES					
Built-In WiFi (2.4 GHz)			-		
WiFi Direct ²			-		
Rointe Heating App Control			-		
Rointe Heating App Platforms			-		
Works with Amazon Alexa & Google Assistant			-		
Control by Geolocation			-		
True Real Power Consumption meter			-		
Cost & Consumption control			-		
Customisable Screen Colour			-		
Comfort Index ³			-		
AIH System ³			-		
INSTALLATION					
Mounting			Wall		
Direction			Vertical		
Supplied With			Cable, Installation Kit (template, brackets, screws), User Manual		
PACKAGING INFORMATION					
Height (mm)		950	1,300	1,680	1,900
Width (mm)	TELVI40*	450	450	450	450
	TELVI50*	550	550	550	550
Depth (mm)		100	100	100	100
Gross Weight (kg)	TELVI40*	7.5	11.7	15.0	17.9
	TELVI50*	9.0	13.8	17.1	21.0

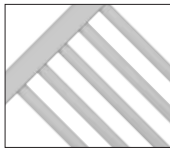
ELBA OVAL

ELECTRIC TOWEL RAIL WITH THERMAL FLUID


MODEL	TELVI40*077 TELVI50*077	TELVI40*112 TELVI50*112	TELVI40*150 TELVI50*150	TELVI40*172 TELVI50*172
GUARANTEE				
Steel Body Guarantee				10 years
Electronic Components Guarantee				3 years
APPROVALS, CERTIFICATIONS & CONFORMITIES				
CE				✓
UKCA				✓
NF				-
RoHS				✓
ERP Ready - LOT20				✓
ETIM Class				EC003624
COMPATIBLE ACCESSORIES				
Racks				✓
Hooks/Hangers				✓
Remote Control (Infrared)				✓

1) Black RAL 9005 only available in 500 mm width, and in powers 300W and 500W (865 mm and 1,215 mm height) only. 2) Compatible with 2.4 GHz. No need for gateways or other connections. 3) Available from Q3/Q4 2023.

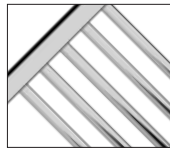
Available
Finishes/Colours



White RAL 9016



Black RAL 9005



Chrome

